

SLPSA 1 March 2024

Stage: 2 Boxed in

Course Designer:

Date:



**START POSITION:** Standing on Rear Start Bar

**GUN READY CONDITION:** Handgun loaded and holstered,, hands relaxed at sides.. PCC loaded butt of gun on belt muzzle pointed downrange.

**STAGE PROCEDURE:** Upon start signal, engage targets as required to score.

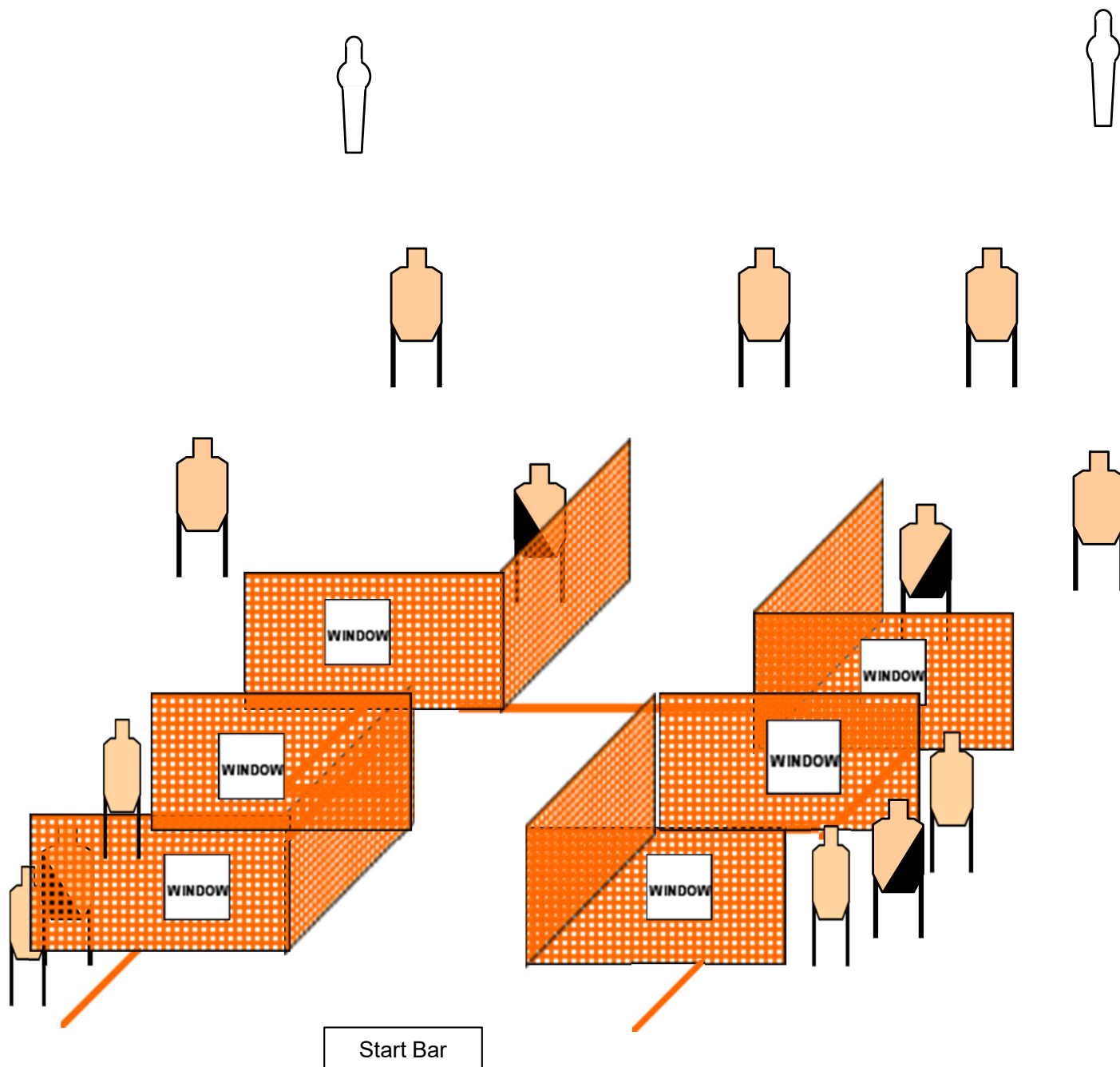
**SCORING:** Shots unlimited 28 rounds, 140 points

**TARGETS:** 13 paper 2 steel

**SCORED HITS:** Best 2 per paper, Steel must fall to score

**START-STOP:** Audible - Last shot

**RULES:** USPSA current edition



**Scoring:** COMSTOCK, Best 2 hits on cardboard.

**Targets:** 10 USPSA targets 6 poppers

**Rounds:** 26

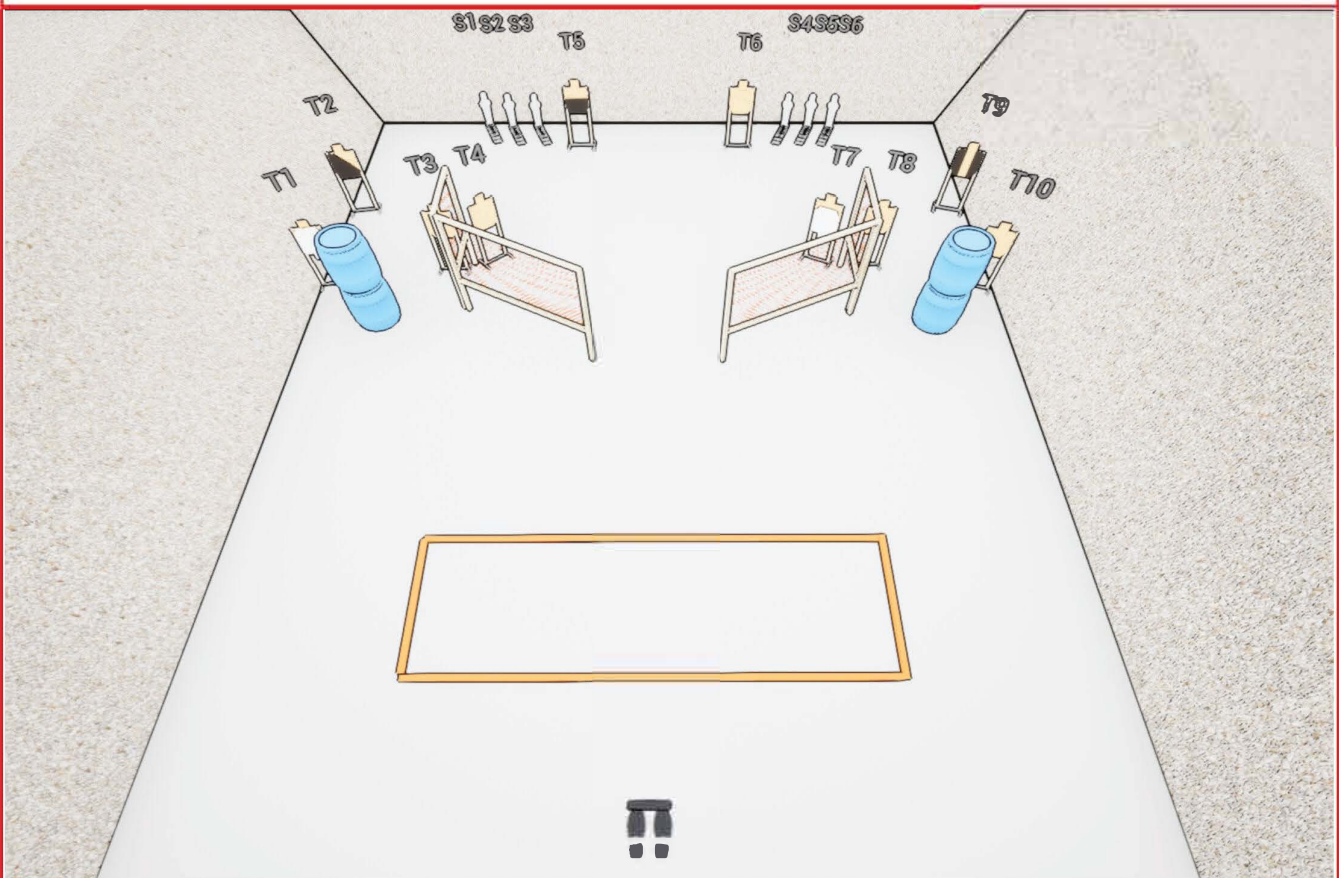
**Start Position:**

Handgun: Loaded and holstered, toes touching start bar, wrists below belt.

PCC: Loaded, stock on belt, toes touching start bar.

**Procedure:**

On the audible start signal, engage all targets from within the shooting area.



**Setup Notes:**

## STAGE # 2 First Impressions

by Josh Dobson

# WRITTEN STAGE BRIEFING

First Impressions is a 26 round, 130 point, COMSTOCK Long course. There are 10 USPSA targets and 6 USPSA mini poppers. The best 2 hits per cardboard target will score. Steel must fall to score.

The start position is:

Handgun: Loaded and holstered, toes touching start bar, wrists below belt.

PCC: Loaded, stock on belt, toes touching start bar.

Procedure is on the audible start signal, engage all targets from within the shooting area.







# SALT LAKE PRACTICAL SHOOTERS

Jail bay Stage 3: Ludis

Course Designer: Bk



**START POSITION:** Anywhere in the shooting area

**GUN READY CONDITION:**

Handgun loaded & holstered wrists below belt,  
PCC loaded with stock on belt.

**STAGE PROCEDURE:** Upon start signal, engage  
targets as they become available.

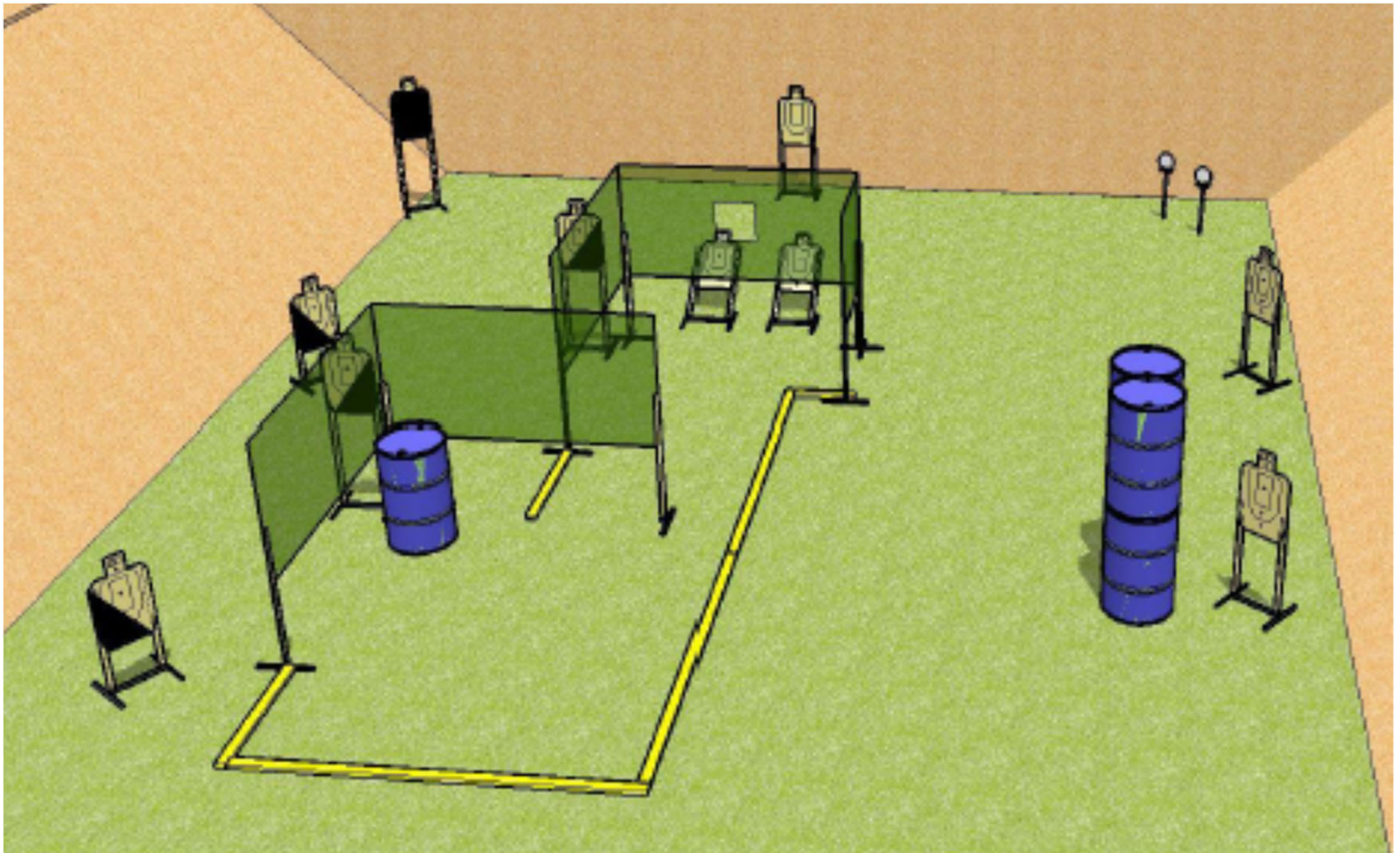
**SCORING:** "COMSTOCK" (22) Rounds 110 points

**TARGETS:** 10 USPSA PAPER , 2 STEEL

**SCORED HITS:** Best 2 per paper, Steel must fall

**START/STOP:** Audible - Last shot

**RULES:** USPSA current 2024 edition



# STAGE 4 Hotel

# BLOOD MONEY

**RULES:** 2019 USPSA Competition Rules

**COURSE DESIGNER:** VISSC Design Team

**START POSITION:** Standing anywhere inside shooting area with wrists at sides below belt, handgun loaded and holstered. PCC is the same except holding loaded PCC with safety applied, buttstock touching belt, and muzzle pointed downrange.

### STAGE PROCEDURE

On signal, engage targets as they become visible from within the fault lines.

Note: UP1 activates T3 which momentarily becomes more visible.

### SCORING

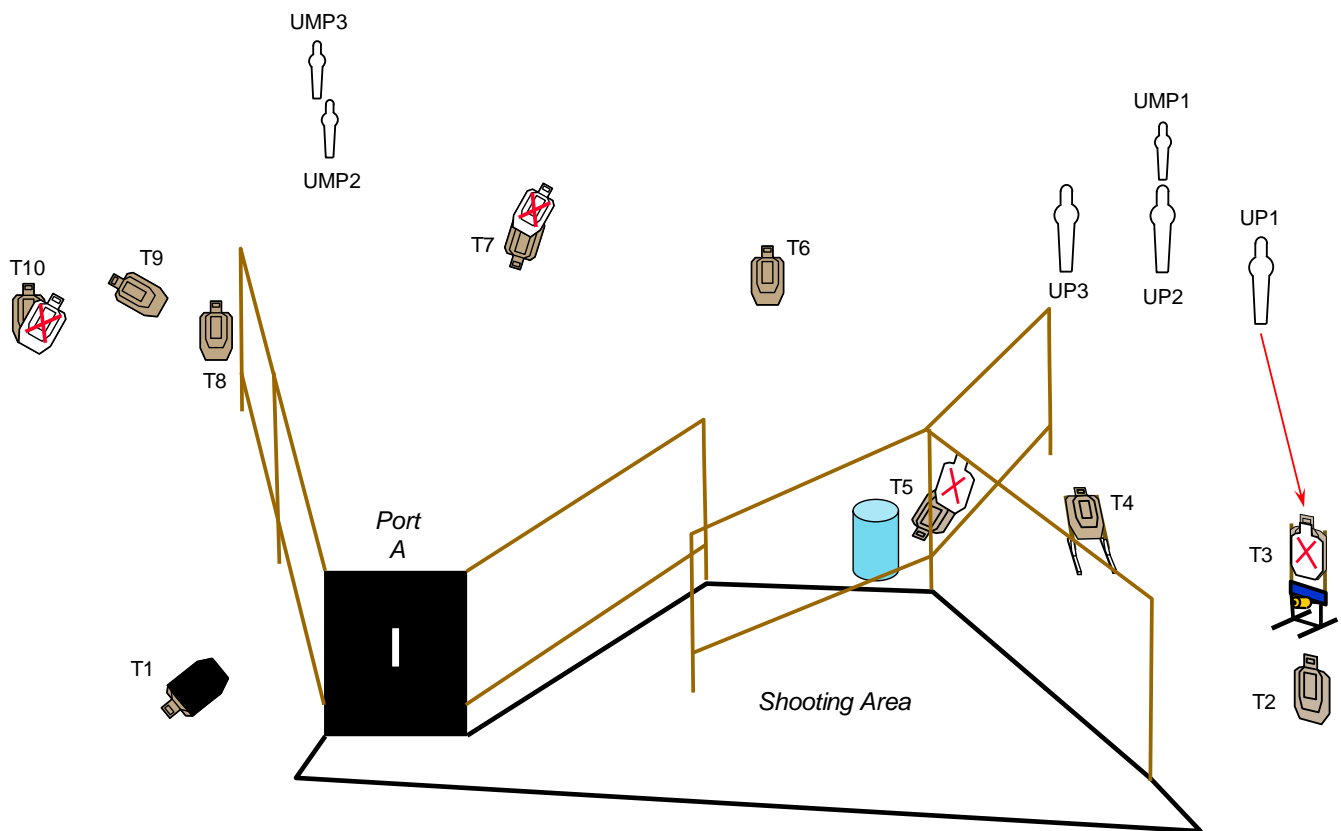
**SCORING:** Comstock, 26 rounds, 130 points

**TARGETS:** USPSA, 10 cardboard, 3 Poppers, 3 Mini-Poppers

**SCORED HITS:** Best 2/cardboard, steel down = 1 A

**START-STOP:** Audible - Last shot

**PENALTIES:** Per 2019 USPSA Competition Rules.



**SETUP NOTES:** UP1 activates Max-Trap target.

**RO NOTES:**

# **Stage 4: Blood Money**

## **Stage Briefing**

Blood Money is a twenty-six round, 130-point Comstock Count long field course. All targets are USPSA: ten cardboard – with one that becomes momentarily more visible when activated. There are also three Poppers and three Mini-Poppers. The best two hits will be scored per cardboard and steel down scores one “A.” The start is audible and time ends on your last shot.

**START POSITION:** Standing anywhere inside shooting area with wrists at sides below belt. Your handgun is loaded and holstered. PCC is the same except holding loaded PCC with safety applied, buttstock touching belt, and muzzle pointed downrange.

**STAGE PROCEDURE:** Upon the audible start signal, engage targets as they become visible from within the fault lines.

**STAGE NOTE:** UP1 activates the Max-Trap T3.







# CM 23-02

**This could be the  
Greatest Night of Our Lives**

## Written Stage Briefing

This could be the Greatest Night of Our Lives is a 12 round, 60-point, Comstock Classifier course. There are 6 USPSA targets.

The handgun start position is anywhere in shooting area with handgun loaded and holstered and wrists below belt.

The PCC start position is anywhere in shooting area, PCC loaded with safety on, stock on belt, muzzle generally down-range.

On the audible start signal, engage targets as they become available from within the shooting area.





# SALT LAKE PRACTICAL SHOOTERS

## Stage 6: Easy Peezy

Course Designer: Travis L



**START POSITION:** Rear shooting box behind the barrel ,wrists below belt.

### GUN READY CONDITION:

Handgun or PCC is unloaded & unpropped on barrel facing generally down range.

First loading device on barrel.

**STAGE PROCEDURE:** Upon start signal, engage targets as they become available.

**SCORING:** "COMSTOCK" (17) Rounds 85 points

**TARGETS:** 6 USPSA PAPER , 5 STEEL

**SCORED HITS:** Best 2 per paper, Steel must fall.

**START/STOP:** Audible - Last shot

**RULES:** USPSA current 2024 edition

