



SALT LAKE PRACTICAL SHOOTERS

Stage: 1 "Amor Vincit Omnia"

Course Designer: Blake K

Date:



START POSITION: Anywhere in the shooting area.

GUN READY CONDITION: Handgun loaded and holstered,, hands relaxed at sides.. PCC loaded butt of gun on belt ,safety on , muzzle pointed downrange.

STAGE PROCEDURE: Upon start signal, engage targets as required to score.


SCORING: Comstock - 30 rounds, 150 points

TARGETS: 12 paper 6 steel

SCORED HITS: Best 2 per paper, Steel must fall to score

START-STOP: Audible - Last shot

RULES: USPSA current edition





SALT LAKE PRACTICAL SHOOTERS
SLPSA 2 March 2024
Stage:2 Acute Angle's
Course Designer: Roger Mousley



START POSITION: Heels on X Mark's , wrists above shoulders.

GUN READY CONDITION: Unloaded gun on barrel , trigger guard centered on X marks ,muzzle pointed generally down range. First loading device on barrel.

STAGE PROCEDURE: Upon start signal, engage targets as required to score.

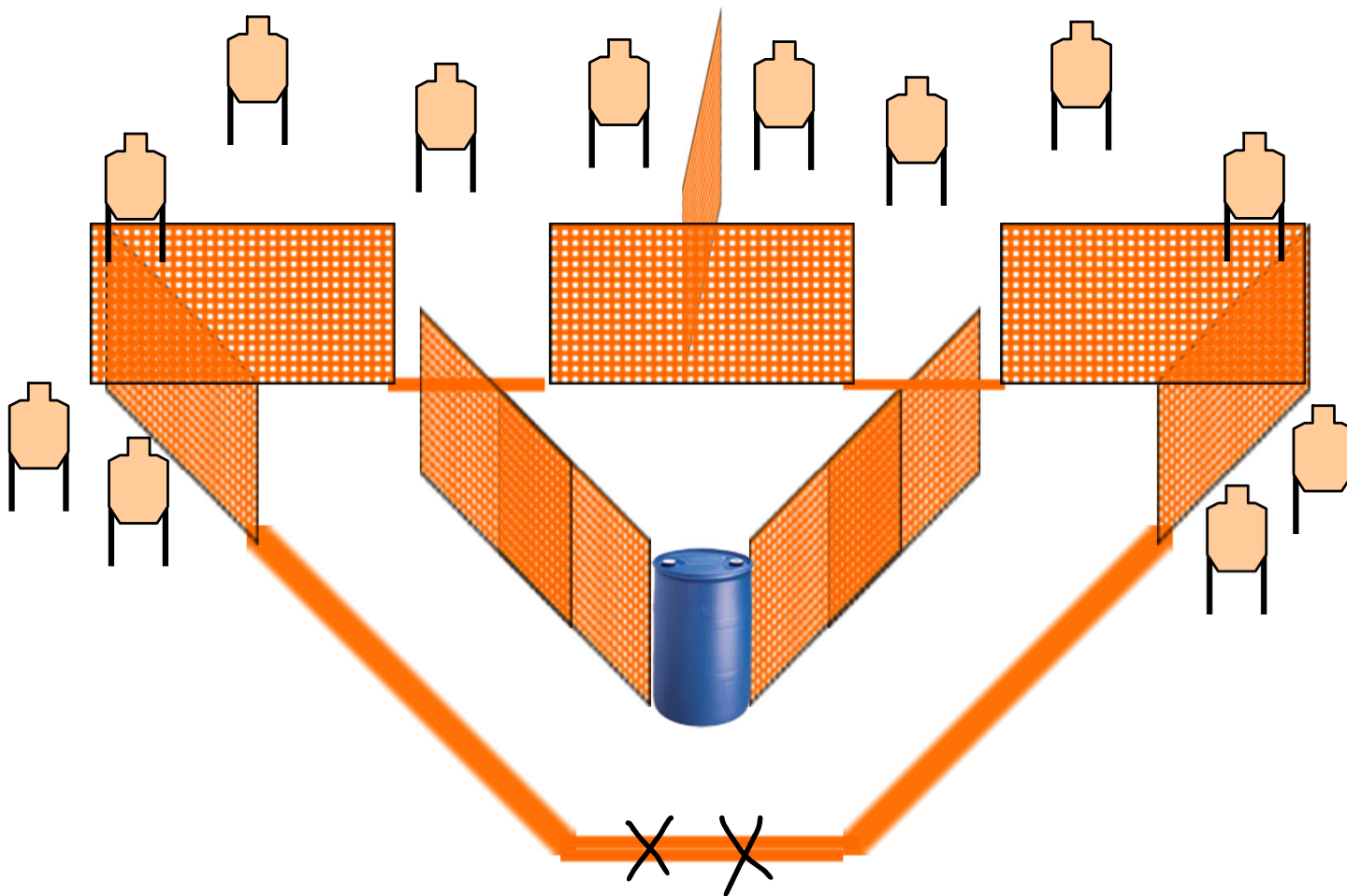
SCORING: Shots Comstock 24 rounds, 120 points

TARGETS: 12 USPSA paper

SCORED HITS: Best 2 hits on paper,

START-STOP: Audible - Last shot

RULES: USPSA current edition 2024





STAGE #3

Cool New Software
by Roy

Scoring: COMSTOCK, Best 2 hits on cardboard.

Targets: 9 IPSC targets 2 poppers

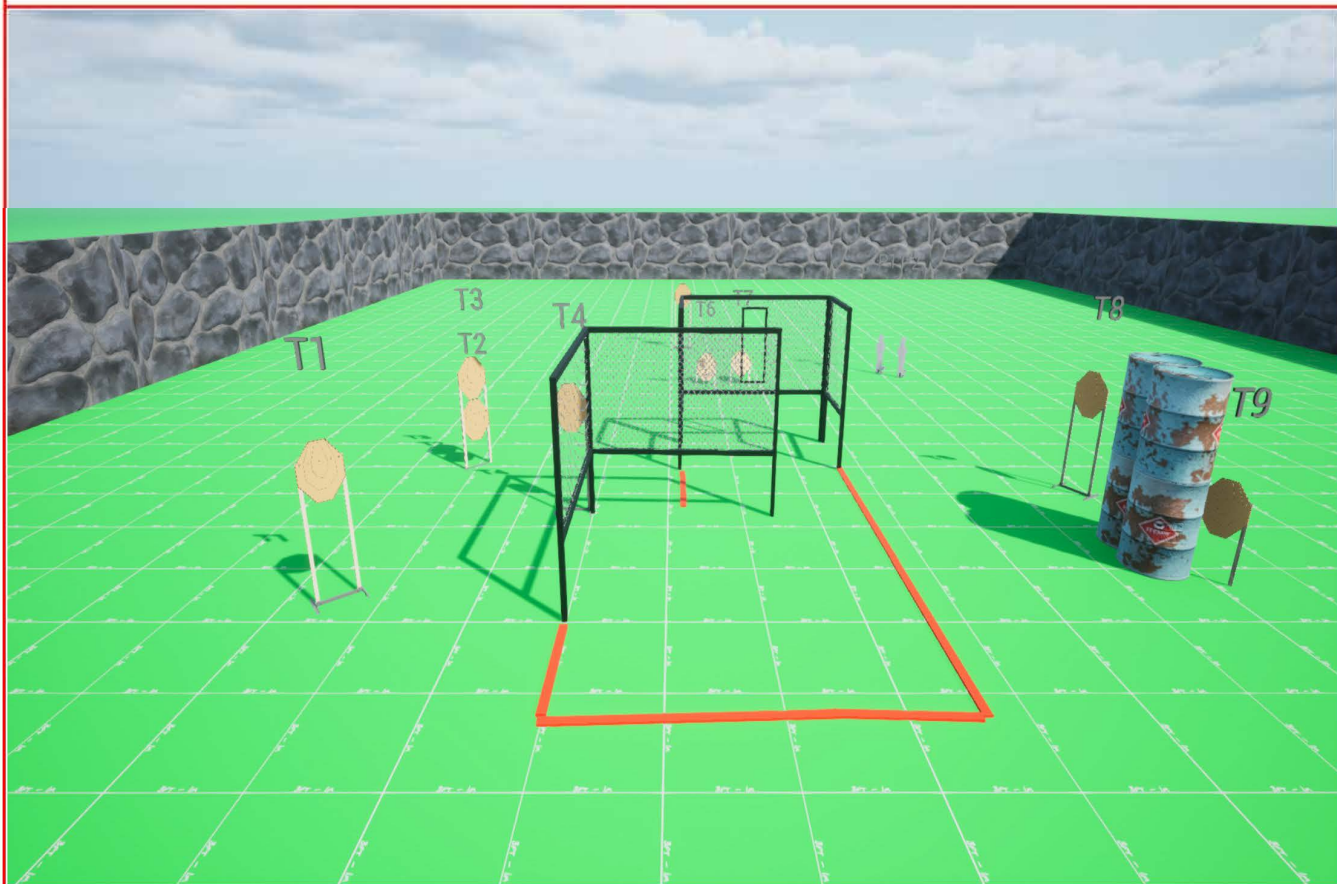
Rounds: 20

Start Position:

The start position is standing anywhere in the shooting area, facing down range with wrists below belt. Handgun is loaded and holstered. PCC start position is stock on belt, muzzle pointing downrange

Procedure:

On the audible start signal, engage all targets from within the shooting area.



Setup Notes:

Cool New Software

by Roy

WRITTEN STAGE BRIEFING

Welcome to stage Cool New Software, My name is <name> and I am the CRO/RO for this stage.

Cool New Software is a 20 round, 100 point, COMSTOCK Medium course. There are 9 IPSC targets and 2 steel targets. The best 2 hits per cardboard target will score. Steel must fall to score.

The start position is standing anywhere in the shooting area, facing down range with wrists below belt. Handgun is loaded and holstered. PCC start position is stock on belt, muzzle pointing downrange

Procedure is on the audible start signal, engage all targets from within the shooting area.



Scoring: COMSTOCK, Best 2 hits on cardboard.

Targets: 10 USPSA targets 5 poppers

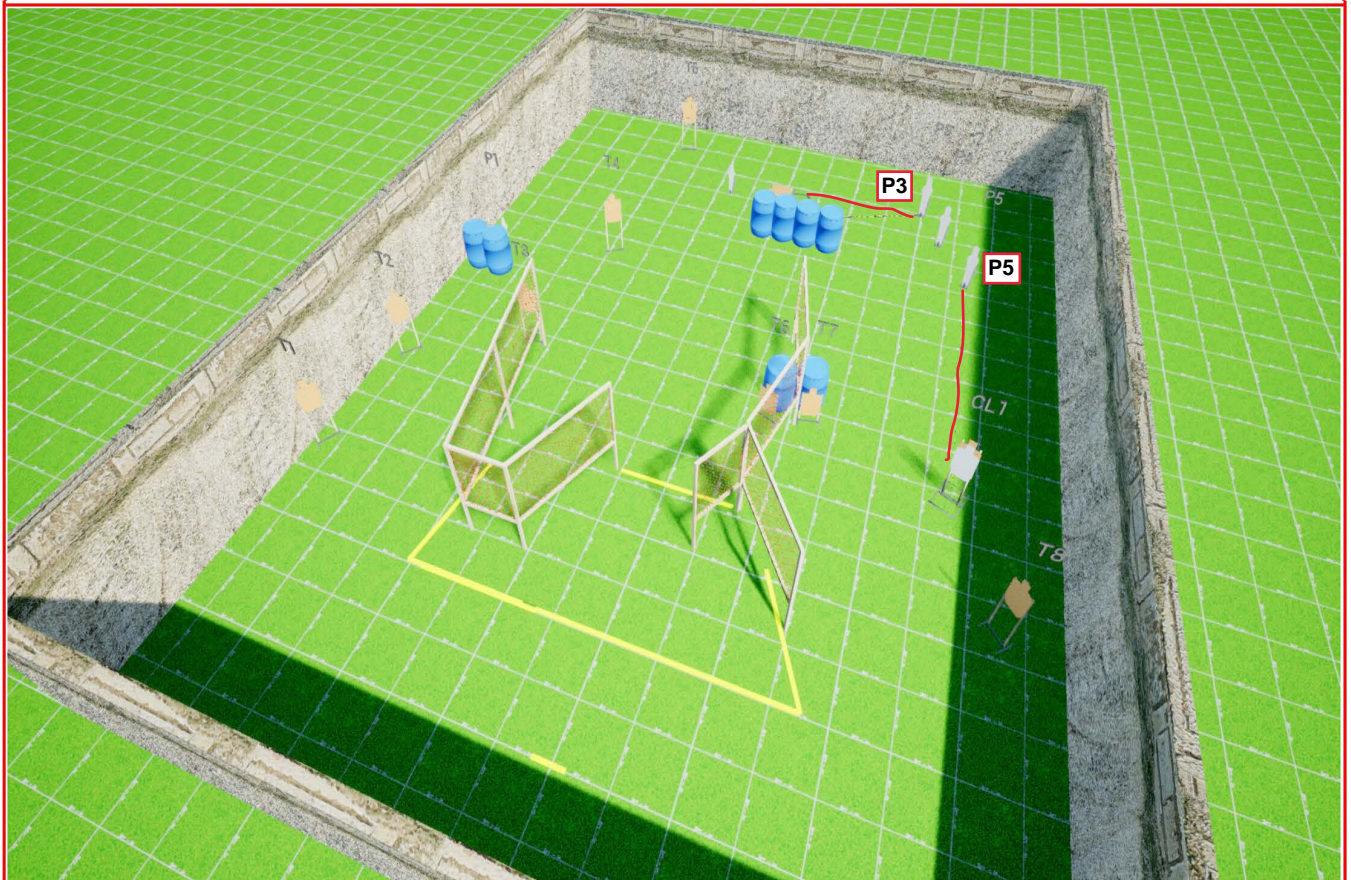
Rounds: 25

Start Position:

The start position is heels on start bar, facing down range with wrists below belt. Handgun is loaded and holstered. PCC start position is stock on belt, muzzle pointing downrange

Procedure:

On the audible start signal, engage all targets from within the shooting area. P3 activates S1 which is visible at rest. P5 activates CS1 which is visible at rest



Setup Notes:

<Put any build instructions here for the build crew>

spring forward

by Zac

WRITTEN STAGE BRIEFING

Welcome to stage spring forward, My name is <name> and I am the CRO/RO for this stage.

spring forward is a 25 round, 125 point, COMSTOCK Long course. There are 10 USPSA targets and 5 steel targets. The best 2 hits per cardboard target will score. Steel must fall to score.

The start position is heels on start bar, facing down range with wrists below belt. Handgun is loaded and holstered. PCC start position is stock on belt, muzzle pointing downrange

Procedure is on the audible start signal, engage all targets from within the shooting area. P3 activates S1 which is visible at rest. P5 activates CS1 which is visible at rest





CM 23-01 STAGE #5 THS Short Course

Scoring: Comstock course of fire

Targets: 6 IPSC cardboard targets

Rounds: 12

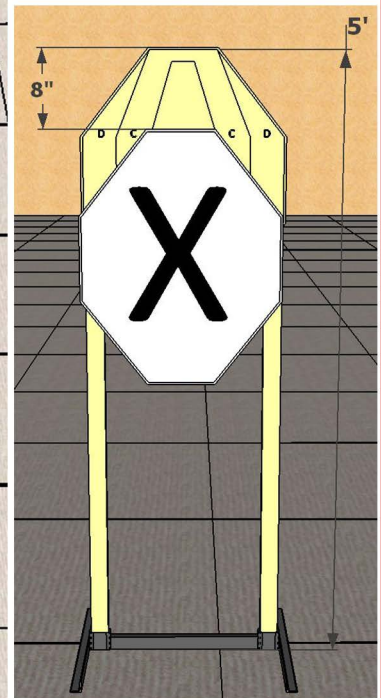
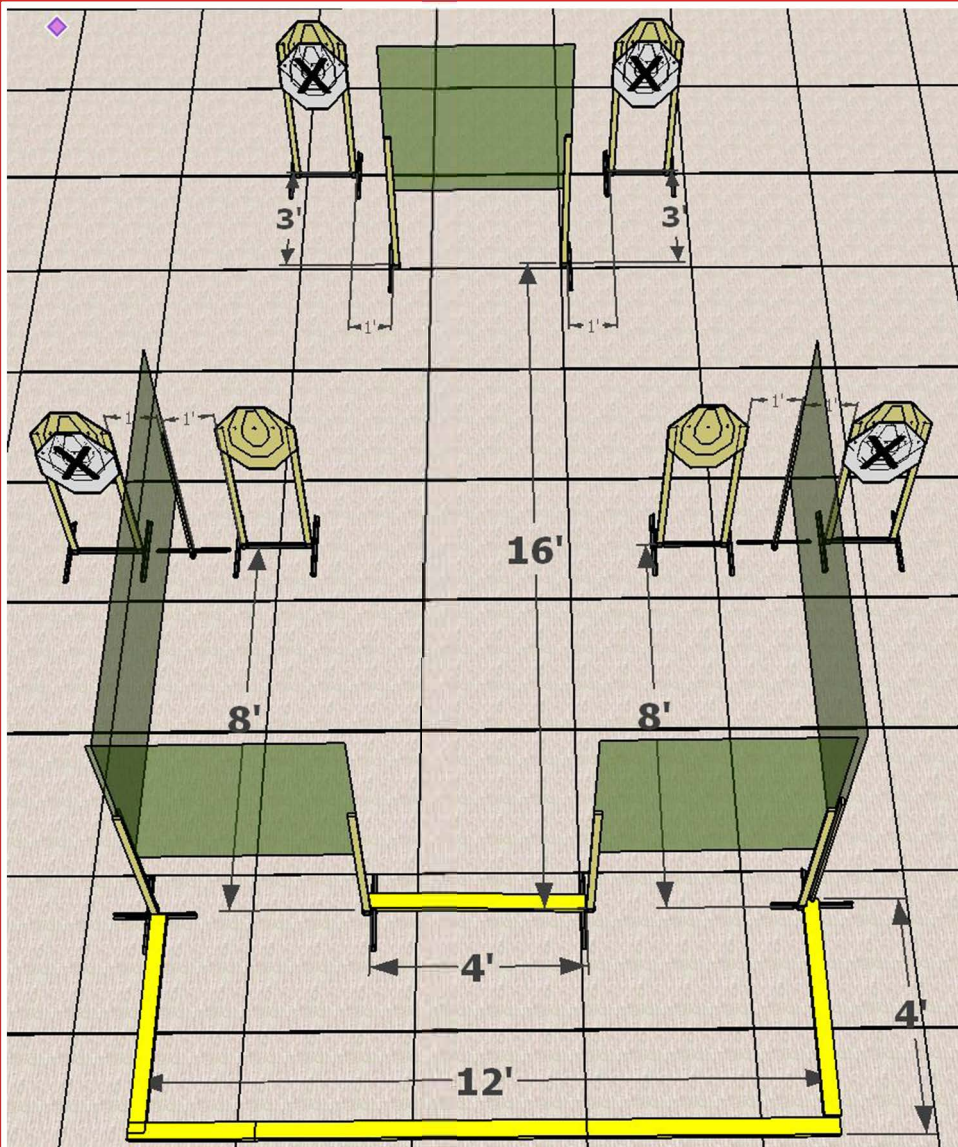
Condition: Loaded and holstered

Start Position: Feet touching downrange (front) fault line.

Handgun loaded and holstered, wrists below belt.

PCC loaded, stock on belt, safety on.

Procedure: Upon audible start signal, engage targets from within the shooting area.





Written Stage Briefing

THS Short Course is a 12 round, 60-point, Comstock Classifier course. There are 6 IPSC targets.

The handgun start position is feet touching downrange (front) fault line with handgun loaded and holstered and wrists below belt.

The PCC start position is feet touching downrange (front) fault line, PCC loaded with safety on, stock on belt, muzzle generally downrange.

On the audible start signal, engage targets as they become available from within the shooting area.



SALT LAKE PRACTICAL SHOOTERS

Stage 6: Easy Peezy V2

Course Designer: Travis L



START POSITION: Rear shooting box behind the barrel ,wrists below belt.

GUN READY CONDITION:

Handgun or PCC is unloaded & un propped on barrel, muzzle facing generally down range.

STAGE PROCEDURE: Upon start signal, engage targets as they become available.

SCORING: "COMSTOCK" (17) Rounds 85 points

TARGETS: 4 USPSA PAPER , 9 STEEL

SCORED HITS: Best 2 per paper, Steel must fall.

START/STOP: Audible - Last shot

RULES: USPSA current 2024 edition

