



SLPSA

Stage: #1 Outhouse Bay "What the?"

Course Designer: Roger M



START POSITION: Anywhere in shooting area.

GUN READY CONDITION: Hand Gun loaded and holstered . PCC loaded butt of gun on belt

STAGE PROCEDURE: Upon start signal, engage targets as required to score. Popper activates drop turner which does not remain visible

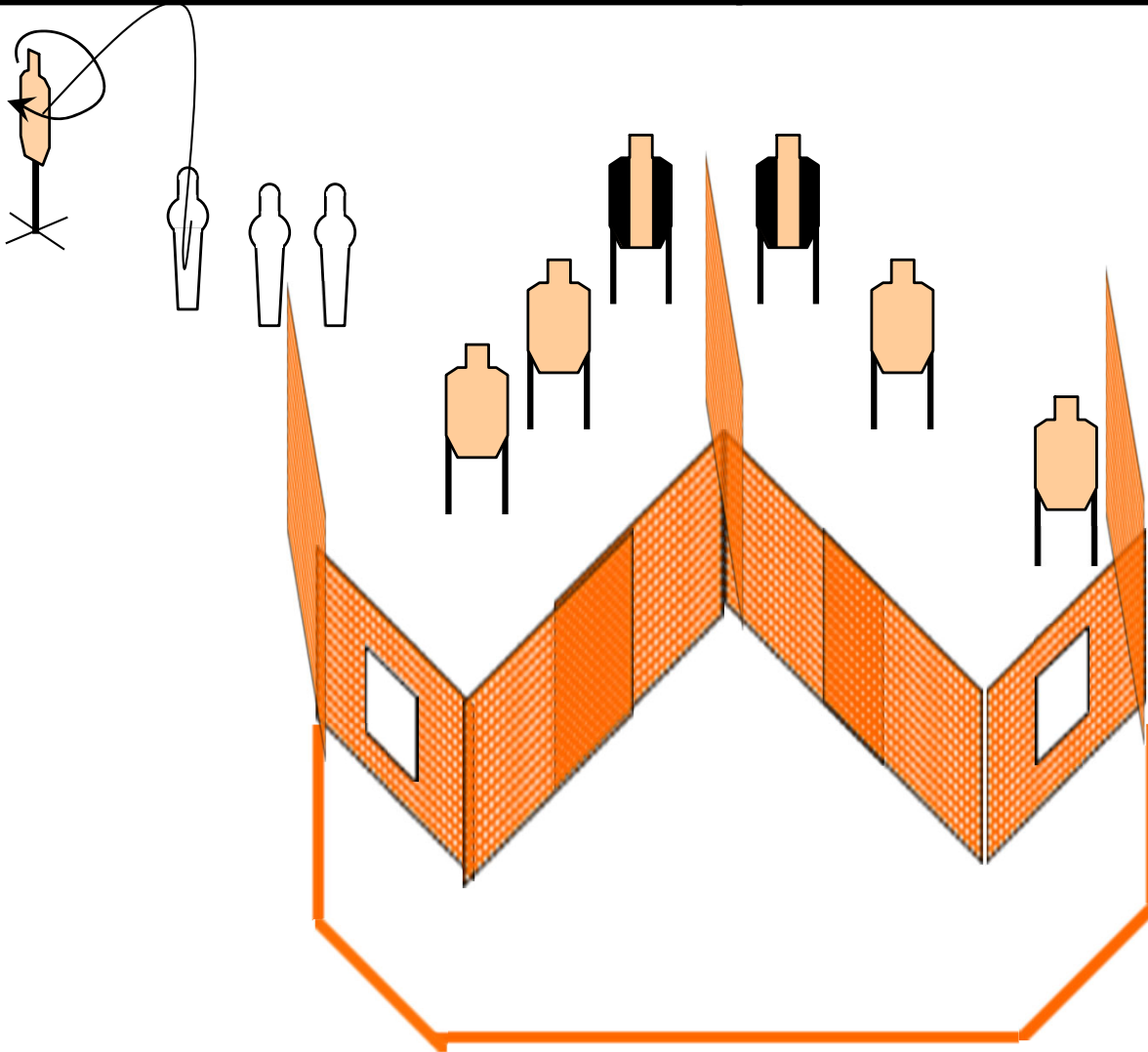
SCORING: Shots Comstock 22 rounds, 110 points

TARGETS: 7 paper 8 steel

SCORED HITS: Best 2 per paper, Steel must fall to score

START-STOP: Audible - Last shot

RULES: Current USPSA



Stage #2 Cemetery Bay North Coast

Avalanche

is a 28-round, 140-point, Comstock long course. There are 12 IPSC targets and 4 poppers. The best two hits on cardboard will be scored. Poppers must fall to score.

The start position is both hands touching the "X". Handgun is loaded and holstered, PCC is loaded with muzzle touching "X".

At the audible start signal, engage targets as available from within the shooting area only.

PP1 activates the swinger which remains visible at rest.

Stage # 3 Jail Bay (Well, well, well, How The Turn Tables)

by Jory Anderson and Kelsie Lund

WRITTEN STAGE BRIEFING

Welcome to stage Well, well, well, How The Turn Tables

Well, well, well, How The Turn Tables is a 20 round, 100 point, COMSTOCK course. There are 7 USPSA targets and 6 steel targets. The best 2 hits per cardboard target will score. Steel must fall to score.

The start position is both feet touching start bar, facing down range with wrists below belt. Handgun is loaded and holstered. PCC start position is stock on belt, muzzle pointing downrange

Procedure is on the audible start signal, engage all targets from within the shooting area.



Scoring: COMSTOCK, Best 2 hits on cardboard.

Targets: 13 IPSC targets


Rounds: 26

Start Position:

The start position is standing anywhere in the shooting area, facing down range with wrists below belt. Handgun is loaded and holstered. PCC start position is stock on belt, muzzle pointing downrange

Procedure:

On the audible start signal, engage all targets from within the shooting area.



Setup Notes:

Mark of Zorro
by Roy, Doug & Bolt

WRITTEN STAGE BRIEFING

Welcome to stage Mark of Zorro, My name is <name> and I am the CRO/RO for this stage.

Mark of Zorro is a 26 round, 130 point, COMSTOCK Long course. There are 13 IPSC targets. The best 2 hits per cardboard target will score.

The start position is standing anywhere in the shooting area, facing down range with wrists below belt. Handgun is loaded and holstered. PCC start position is stock on belt, muzzle pointing downrange

Procedure is on the audible start signal, engage all targets from within the shooting area.





CM 03-05 Stage #5 stagecoach Paper Poppers

RULES: USPSA Handgun Competition Rules, current edition **COURSE DESIGNER:** Clif King – Modifications by US Design Team

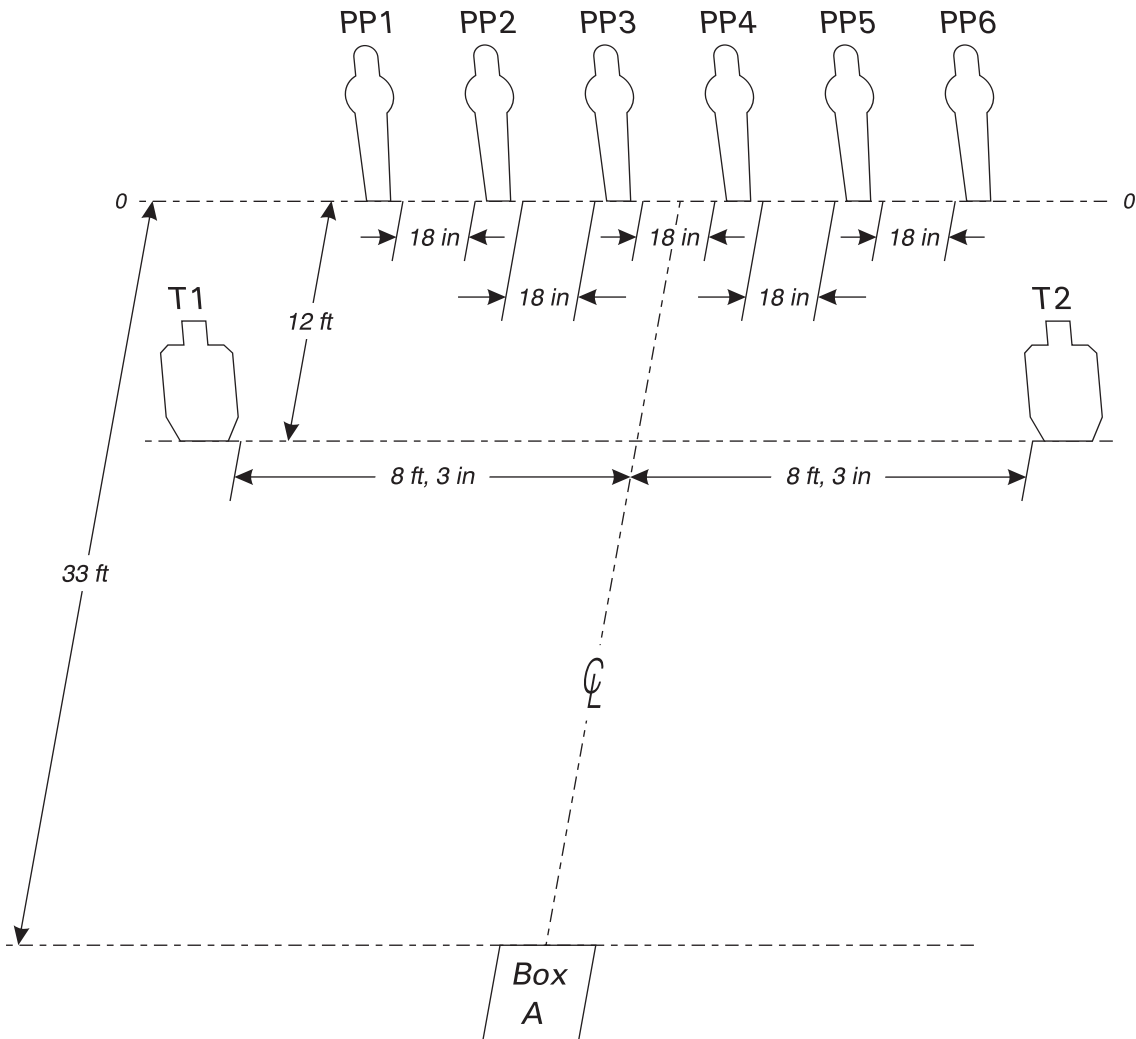
START POSITION: Standing in Box A, hands at surrender position (wrists above shoulders). Handgun is loaded and holstered as per ready condition in rule 8.1.1 and 8.1.2.

STAGE PROCEDURE

Upon start signal, engage either Array 1, or Array 2, perform a mandatory reload and engage the second array. Paper requires two rounds each and steel must fall to score. A mandatory reload is required whenever changing arrays. Array 1 = paper; Array 2 = steel.

SCORING

SCORING: Comstock, 10 rounds, 50 points
TARGETS: 2 Metric, 6 Pepper poppers
SCORED HITS: Best 2/paper, KD = 1 A
START - STOP: Audible - Last shot
PENALTIES: Per current edition USPSA Handgun Competition Rules



SETUP NOTES: Set paper targets to 5 feet high at shoulders. Box A is 3-feet by 3-feet.



CM 03-05, Paper Poppers

Written Stage Briefing

Paper Poppers is a 10 round, 50 point, Comstock classifier course. There are 2 metric targets and 6 pepper poppers. The best 2 hits per paper will score, steel must fall to score. The start signal is audible.

The start position is standing in Box A, facing downrange, wrists above respective shoulders. Your handgun is loaded and holstered.

PCC start position is standing in Box A, facing downrange, stock on belt, muzzle downrange, loaded carbine held in both hands with safety on.

On the start signal, from within the fault lines, engage T1 and T2 or PP 1-6, make a mandatory reload, and engage the remaining targets. Paper or steel may be engaged in any order. A mandatory reload is required whenever changing arrays.





SALT LAKE PRACTICAL SHOOTERS

Stage 6 Dry Goods Bay:

PERICULOSUS

Course Designer: Travis L



START POSITION: Heels on X marks.

GUN READY CONDITION:

Handgun loaded wrists below belt.

PCC loaded stock on belt.

STAGE PROCEDURE: Upon start signal, engage targets as they become available.

S1 activates swinger.

SCORING: "COMSTOCK" (20) Rounds 100 points

TARGETS: 9 USPSA PAPER , 2 STEEL

SCORED HITS: Best 2 per paper, Steel must fall.

START/STOP: Audible - Last shot

RULES: USPSA current 2024 edition

